



FIM TRIAL WORLD CHAMPIONSHIP

FIM
TRIAL DES
NATIONS

TRIAL DES NATIONS 2014





SANT JULIA - FMA - FMA

ANDORRA

14/09/2014

FINAL RESULTS

TROPHY

TEAMS	Sections 18 + 18	T1	LAP 1	LAP 2	T2	TOTAL	0	1	2	3	5	20	YC	EX	TIME																																												
1 DMSB	GERMANY	0	24	9	0	33	114	13	3	3	11	0	0	0	20 h 37 m 0 s																																												
	LAP 1 <table border="1"> <tr><td>0</td><td>0</td><td>0</td><td>0</td><td>0</td><td>0</td><td>0</td><td>0</td><td>0</td><td>0</td><td>0</td><td>0</td><td>2</td><td>6</td><td>9</td><td>5</td><td>0</td><td>2</td><td>0</td></tr> <tr><td>1</td><td>2</td><td>3</td><td>4</td><td>5</td><td>6</td><td>7</td><td>8</td><td>9</td><td>10</td><td>11</td><td>12</td><td>13</td><td>14</td><td>15</td><td>16</td><td>17</td><td>18</td><td></td></tr> </table> LAP 2 <table border="1"> <tr><td>0</td><td>0</td><td>0</td><td>0</td><td>0</td><td>0</td><td>0</td><td>0</td><td>0</td><td>0</td><td>0</td><td>0</td><td>1</td><td>1</td><td>4</td><td>0</td><td>0</td><td>3</td><td>0</td></tr> </table>	0	0	0	0	0	0	0	0	0	0	0	0	2	6	9	5	0	2	0	1	2	3	4	5	6	7	8	9	10	11	12	13	14	15	16	17	18		0	0	0	0	0	0	0	0	0	0	0	0	1	1	4	0	0	3	0	JUNKLEWITZ JAN - SHERCO // KADLEC FRANZ - BETA // KAMMEL MIRCO - JTG // PETERS JAN - BETA
0	0	0	0	0	0	0	0	0	0	0	0	2	6	9	5	0	2	0																																									
1	2	3	4	5	6	7	8	9	10	11	12	13	14	15	16	17	18																																										
0	0	0	0	0	0	0	0	0	0	0	0	1	1	4	0	0	3	0																																									
2 SVEMO	SWEDEN	0	22	18	0	40	115	5	8	6	10	0	0	0	21 h 22 m 20 s																																												
	LAP 1 <table border="1"> <tr><td>0</td><td>0</td><td>0</td><td>0</td><td>0</td><td>0</td><td>0</td><td>0</td><td>0</td><td>0</td><td>0</td><td>5</td><td>1</td><td>7</td><td>0</td><td>2</td><td>7</td><td>0</td></tr> <tr><td>1</td><td>2</td><td>3</td><td>4</td><td>5</td><td>6</td><td>7</td><td>8</td><td>9</td><td>10</td><td>11</td><td>12</td><td>13</td><td>14</td><td>15</td><td>16</td><td>17</td><td>18</td><td></td></tr> </table> LAP 2 <table border="1"> <tr><td>0</td><td>0</td><td>0</td><td>0</td><td>0</td><td>0</td><td>0</td><td>0</td><td>0</td><td>0</td><td>0</td><td>5</td><td>0</td><td>5</td><td>0</td><td>2</td><td>6</td><td>0</td></tr> </table>	0	0	0	0	0	0	0	0	0	0	0	5	1	7	0	2	7	0	1	2	3	4	5	6	7	8	9	10	11	12	13	14	15	16	17	18		0	0	0	0	0	0	0	0	0	0	0	5	0	5	0	2	6	0	ELIASSON MARCUS - BETA // KARLSSON EDDIE - MONARK // GYLLENHAMMAR EMIL - GAS GAS // LORENSSON ANTON - BETA		
0	0	0	0	0	0	0	0	0	0	0	5	1	7	0	2	7	0																																										
1	2	3	4	5	6	7	8	9	10	11	12	13	14	15	16	17	18																																										
0	0	0	0	0	0	0	0	0	0	0	5	0	5	0	2	6	0																																										
3 AMA	UNITED STATES	0	32	21	0	53	105	10	6	13	10	0	0	0	20 h 32 m 35 s																																												
	LAP 1 <table border="1"> <tr><td>0</td><td>0</td><td>0</td><td>0</td><td>0</td><td>0</td><td>2</td><td>0</td><td>0</td><td>0</td><td>0</td><td>9</td><td>0</td><td>7</td><td>0</td><td>8</td><td>6</td><td>0</td></tr> <tr><td>1</td><td>2</td><td>3</td><td>4</td><td>5</td><td>6</td><td>7</td><td>8</td><td>9</td><td>10</td><td>11</td><td>12</td><td>13</td><td>14</td><td>15</td><td>16</td><td>17</td><td>18</td><td></td></tr> </table> LAP 2 <table border="1"> <tr><td>0</td><td>0</td><td>0</td><td>0</td><td>0</td><td>0</td><td>0</td><td>0</td><td>0</td><td>0</td><td>0</td><td>3</td><td>1</td><td>7</td><td>0</td><td>0</td><td>10</td><td>0</td></tr> </table>	0	0	0	0	0	0	2	0	0	0	0	9	0	7	0	8	6	0	1	2	3	4	5	6	7	8	9	10	11	12	13	14	15	16	17	18		0	0	0	0	0	0	0	0	0	0	0	3	1	7	0	0	10	0	BLANC GONNET DANIEL - SHERCO // PUTT ANDREW - SHERCO // ROPER BRYAN - SHERCO // SMAGE PATRICK - SHERCO		
0	0	0	0	0	0	2	0	0	0	0	9	0	7	0	8	6	0																																										
1	2	3	4	5	6	7	8	9	10	11	12	13	14	15	16	17	18																																										
0	0	0	0	0	0	0	0	0	0	0	3	1	7	0	0	10	0																																										
4 MA	AUSTRALLIA	0	37	34	0	71	102	11	4	12	15	0	0	0	20 h 40 m 35 s																																												
	LAP 1 <table border="1"> <tr><td>0</td><td>0</td><td>0</td><td>1</td><td>0</td><td>0</td><td>0</td><td>0</td><td>0</td><td>0</td><td>0</td><td>6</td><td>0</td><td>8</td><td>2</td><td>9</td><td>11</td><td>0</td></tr> <tr><td>1</td><td>2</td><td>3</td><td>4</td><td>5</td><td>6</td><td>7</td><td>8</td><td>9</td><td>10</td><td>11</td><td>12</td><td>13</td><td>14</td><td>15</td><td>16</td><td>17</td><td>18</td><td></td></tr> </table> LAP 2 <table border="1"> <tr><td>0</td><td>0</td><td>0</td><td>0</td><td>0</td><td>0</td><td>0</td><td>0</td><td>0</td><td>0</td><td>0</td><td>11</td><td>0</td><td>6</td><td>2</td><td>6</td><td>9</td><td>0</td></tr> </table>	0	0	0	1	0	0	0	0	0	0	0	6	0	8	2	9	11	0	1	2	3	4	5	6	7	8	9	10	11	12	13	14	15	16	17	18		0	0	0	0	0	0	0	0	0	0	0	11	0	6	2	6	9	0	BAYLES CHRIS - GAS GAS // COLEMAN TIMOTHY - BETA // MIDDLETON KYLE - GAS GAS // ZARCZYNSKI COLIN - GAS GAS		
0	0	0	1	0	0	0	0	0	0	0	6	0	8	2	9	11	0																																										
1	2	3	4	5	6	7	8	9	10	11	12	13	14	15	16	17	18																																										
0	0	0	0	0	0	0	0	0	0	0	11	0	6	2	6	9	0																																										



FIM TRIAL WORLD CHAMPIONSHIP





TRIAL DES NATIONS 2014


SANT JULIA - FMA - FMA


ANDORRA

14/09/2014 FINAL RESULTS TROPHY

TEAMS	Sections 18 + 18	T1	LAP 1	LAP 2	T2	TOTAL	0	1	2	3	5	20	YC	EX	TIME																																																																												
5 MCUI IRELAND		0	40	31	0	71	97	12	3	12	20	0	0	0	21 h 56 m 49 s																																																																												
		LAP 1 <table border="1"> <tr><td>0</td><td>1</td><td>0</td><td>1</td><td>0</td><td>0</td><td>0</td><td>0</td><td>0</td><td>0</td><td>0</td><td>1</td><td>0</td><td>11</td><td>3</td><td>13</td><td>10</td><td>0</td></tr> <tr><td>1</td><td>2</td><td>3</td><td>4</td><td>5</td><td>6</td><td>7</td><td>8</td><td>9</td><td>10</td><td>11</td><td>12</td><td>13</td><td>14</td><td>15</td><td>16</td><td>17</td><td>18</td></tr> </table> LAP 2 <table border="1"> <tr><td>0</td><td>0</td><td>0</td><td>0</td><td>0</td><td>0</td><td>0</td><td>0</td><td>0</td><td>0</td><td>0</td><td>1</td><td>4</td><td>11</td><td>5</td><td>4</td><td>6</td><td>0</td></tr> <tr><td></td><td></td><td></td><td></td><td></td><td></td><td></td><td></td><td></td><td></td><td></td><td></td><td></td><td></td><td></td><td></td><td></td><td></td></tr> </table>																		0	1	0	1	0	0	0	0	0	0	0	1	0	11	3	13	10	0	1	2	3	4	5	6	7	8	9	10	11	12	13	14	15	16	17	18	0	0	0	0	0	0	0	0	0	0	0	1	4	11	5	4	6	0																		
0	1	0	1	0	0	0	0	0	0	0	1	0	11	3	13	10	0																																																																										
1	2	3	4	5	6	7	8	9	10	11	12	13	14	15	16	17	18																																																																										
0	0	0	0	0	0	0	0	0	0	0	1	4	11	5	4	6	0																																																																										
BURTON MICHAEL - BETA // DOYLE SEAN - GAS GAS // LUNNEY JONATHAN - SHERCO // MC CLURG STUART - GAS GAS																																																																																											

6 FMB BELGIUM		0	36	45	0	81	95	14	4	12	19	0	0	0	21 h 32 m 50 s																																																																												
		LAP 1 <table border="1"> <tr><td>0</td><td>0</td><td>0</td><td>0</td><td>0</td><td>0</td><td>0</td><td>0</td><td>0</td><td>0</td><td>0</td><td>3</td><td>6</td><td>9</td><td>6</td><td>4</td><td>8</td><td>0</td></tr> <tr><td>1</td><td>2</td><td>3</td><td>4</td><td>5</td><td>6</td><td>7</td><td>8</td><td>9</td><td>10</td><td>11</td><td>12</td><td>13</td><td>14</td><td>15</td><td>16</td><td>17</td><td>18</td></tr> </table> LAP 2 <table border="1"> <tr><td>0</td><td>0</td><td>0</td><td>0</td><td>0</td><td>0</td><td>0</td><td>0</td><td>0</td><td>0</td><td>0</td><td>10</td><td>6</td><td>9</td><td>1</td><td>6</td><td>13</td><td>0</td></tr> <tr><td></td><td></td><td></td><td></td><td></td><td></td><td></td><td></td><td></td><td></td><td></td><td></td><td></td><td></td><td></td><td></td><td></td><td></td></tr> </table>																		0	0	0	0	0	0	0	0	0	0	0	3	6	9	6	4	8	0	1	2	3	4	5	6	7	8	9	10	11	12	13	14	15	16	17	18	0	0	0	0	0	0	0	0	0	0	0	10	6	9	1	6	13	0																		
0	0	0	0	0	0	0	0	0	0	0	3	6	9	6	4	8	0																																																																										
1	2	3	4	5	6	7	8	9	10	11	12	13	14	15	16	17	18																																																																										
0	0	0	0	0	0	0	0	0	0	0	10	6	9	1	6	13	0																																																																										
CROSSET DANIEL - GAS GAS // MATHY MAXIME - GAS GAS // ROUSSELLE JULIEN - JTG // VANDEKASTEELE JORDANE - BETA																																																																																											

7 MNZ NEW ZEALAND		0	72	64	0	136	83	10	6	14	31	0	0	0	20 h 40 m 50 s																																																																												
		LAP 1 <table border="1"> <tr><td>0</td><td>0</td><td>3</td><td>2</td><td>0</td><td>0</td><td>1</td><td>0</td><td>0</td><td>0</td><td>0</td><td>9</td><td>11</td><td>11</td><td>5</td><td>15</td><td>15</td><td>0</td></tr> <tr><td>1</td><td>2</td><td>3</td><td>4</td><td>5</td><td>6</td><td>7</td><td>8</td><td>9</td><td>10</td><td>11</td><td>12</td><td>13</td><td>14</td><td>15</td><td>16</td><td>17</td><td>18</td></tr> </table> LAP 2 <table border="1"> <tr><td>0</td><td>0</td><td>0</td><td>1</td><td>2</td><td>0</td><td>0</td><td>0</td><td>0</td><td>0</td><td>0</td><td>9</td><td>11</td><td>9</td><td>2</td><td>15</td><td>15</td><td>0</td></tr> <tr><td></td><td></td><td></td><td></td><td></td><td></td><td></td><td></td><td></td><td></td><td></td><td></td><td></td><td></td><td></td><td></td><td></td><td></td></tr> </table>																		0	0	3	2	0	0	1	0	0	0	0	9	11	11	5	15	15	0	1	2	3	4	5	6	7	8	9	10	11	12	13	14	15	16	17	18	0	0	0	1	2	0	0	0	0	0	0	9	11	9	2	15	15	0																		
0	0	3	2	0	0	1	0	0	0	0	9	11	11	5	15	15	0																																																																										
1	2	3	4	5	6	7	8	9	10	11	12	13	14	15	16	17	18																																																																										
0	0	0	1	2	0	0	0	0	0	0	9	11	9	2	15	15	0																																																																										
FOSTER MATHEW - BETA // FOX BLAKE - SHERCO // GUNDRY JACOB - JTG // HAYNES JOHN - BETA																																																																																											

8 FMS SWITZERLAND		0	75	75	0	150	72	14	9	15	34	0	0	0	20 h 8 m 52 s																																																																												
		LAP 1 <table border="1"> <tr><td>0</td><td>0</td><td>3</td><td>3</td><td>3</td><td>0</td><td>0</td><td>0</td><td>0</td><td>1</td><td>0</td><td>7</td><td>13</td><td>13</td><td>8</td><td>11</td><td>12</td><td>1</td></tr> <tr><td>1</td><td>2</td><td>3</td><td>4</td><td>5</td><td>6</td><td>7</td><td>8</td><td>9</td><td>10</td><td>11</td><td>12</td><td>13</td><td>14</td><td>15</td><td>16</td><td>17</td><td>18</td></tr> </table> LAP 2 <table border="1"> <tr><td>0</td><td>0</td><td>4</td><td>2</td><td>4</td><td>0</td><td>0</td><td>0</td><td>0</td><td>0</td><td>0</td><td>13</td><td>8</td><td>13</td><td>8</td><td>10</td><td>13</td><td>0</td></tr> <tr><td></td><td></td><td></td><td></td><td></td><td></td><td></td><td></td><td></td><td></td><td></td><td></td><td></td><td></td><td></td><td></td><td></td><td></td></tr> </table>																		0	0	3	3	3	0	0	0	0	1	0	7	13	13	8	11	12	1	1	2	3	4	5	6	7	8	9	10	11	12	13	14	15	16	17	18	0	0	4	2	4	0	0	0	0	0	0	13	8	13	8	10	13	0																		
0	0	3	3	3	0	0	0	0	1	0	7	13	13	8	11	12	1																																																																										
1	2	3	4	5	6	7	8	9	10	11	12	13	14	15	16	17	18																																																																										
0	0	4	2	4	0	0	0	0	0	0	13	8	13	8	10	13	0																																																																										
ALLAMAN BRIAN - GAS GAS // MINERBA JULIEN - GAS GAS // PRETALLI NOE - JTG // VON GUNTEN LOIC - GAS GAS																																																																																											



FIM TRIAL WORLD CHAMPIONSHIP





TRIAL DES NATIONS 2014


SANT JULIA - FMA - FMA


ANDORRA

14/09/2014 FINAL RESULTS TROPHY

TEAMS	Sections 18 + 18	T1	LAP 1	LAP 2	T2	TOTAL	0	1	2	3	5	20	YC	EX	TIME																																									
9 FMA	ANDORRA	0	76	75	0	151	72	13	9	14	36	0	0	0	25 h 18 m 19 s																																									
	LAP 1 <table border="1"> <tr><td>0</td><td>0</td><td>3</td><td>1</td><td>3</td><td>0</td><td>3</td><td>0</td><td>0</td><td>0</td><td>0</td><td>10</td><td>7</td><td>15</td><td>11</td><td>10</td><td>13</td><td>0</td></tr> <tr><td>1</td><td>2</td><td>3</td><td>4</td><td>5</td><td>6</td><td>7</td><td>8</td><td>9</td><td>10</td><td>11</td><td>12</td><td>13</td><td>14</td><td>15</td><td>16</td><td>17</td><td>18</td></tr> </table> LAP 2 <table border="1"> <tr><td>0</td><td>0</td><td>0</td><td>0</td><td>2</td><td>0</td><td>0</td><td>0</td><td>0</td><td>0</td><td>0</td><td>9</td><td>11</td><td>13</td><td>8</td><td>15</td><td>15</td><td>2</td></tr> </table>	0	0	3	1	3	0	3	0	0	0	0	10	7	15	11	10	13	0	1	2	3	4	5	6	7	8	9	10	11	12	13	14	15	16	17	18	0	0	0	0	2	0	0	0	0	0	0	9	11	13	8	15	15	2	ARIMANY JOAQUIM - GAS GAS // CABANES ALBERT - BETA // FONT MIQUEL - SHERCO // TORRES PERE - GAS GAS
0	0	3	1	3	0	3	0	0	0	0	10	7	15	11	10	13	0																																							
1	2	3	4	5	6	7	8	9	10	11	12	13	14	15	16	17	18																																							
0	0	0	0	2	0	0	0	0	0	0	9	11	13	8	15	15	2																																							

10 CMA	CANADA	0	100	104	0	204	53	9	7	7	32	0	0	0	24 h 3 m 49 s																																							
	LAP 1 <table border="1"> <tr><td>5</td><td>1</td><td>4</td><td>3</td><td>5</td><td>0</td><td>0</td><td>0</td><td>0</td><td>0</td><td>10</td><td>13</td><td>13</td><td>15</td><td>15</td><td>15</td><td>1</td></tr> <tr><td>1</td><td>2</td><td>3</td><td>4</td><td>5</td><td>6</td><td>7</td><td>8</td><td>9</td><td>10</td><td>11</td><td>12</td><td>13</td><td>14</td><td>15</td><td>16</td><td>17</td><td>18</td></tr> </table> LAP 2 <table border="1"> <tr><td>2</td><td>0</td><td>9</td><td>7</td><td>3</td><td>0</td><td>0</td><td>0</td><td>0</td><td>0</td><td>11</td><td>15</td><td>15</td><td>12</td><td>15</td><td>15</td><td>0</td></tr> </table>	5	1	4	3	5	0	0	0	0	0	10	13	13	15	15	15	1	1	2	3	4	5	6	7	8	9	10	11	12	13	14	15	16	17	18	2	0	9	7	3	0	0	0	0	0	11	15	15	12	15	15	0	ENGLISH JONATHAN - BETA // JOHNSON DAN - OSSA // -- - -- // WINCE BRANDON - BETA
5	1	4	3	5	0	0	0	0	0	10	13	13	15	15	15	1																																						
1	2	3	4	5	6	7	8	9	10	11	12	13	14	15	16	17	18																																					
2	0	9	7	3	0	0	0	0	0	11	15	15	12	15	15	0																																						

11 LAMSF	LATVIA	0	117	89	0	206	47	16	6	32	43	0	0	0	24 h 44 m 51 s																																									
	LAP 1 <table border="1"> <tr><td>1</td><td>6</td><td>7</td><td>4</td><td>9</td><td>0</td><td>4</td><td>0</td><td>1</td><td>3</td><td>2</td><td>11</td><td>10</td><td>15</td><td>15</td><td>15</td><td>13</td><td>1</td></tr> <tr><td>1</td><td>2</td><td>3</td><td>4</td><td>5</td><td>6</td><td>7</td><td>8</td><td>9</td><td>10</td><td>11</td><td>12</td><td>13</td><td>14</td><td>15</td><td>16</td><td>17</td><td>18</td></tr> </table> LAP 2 <table border="1"> <tr><td>1</td><td>0</td><td>3</td><td>3</td><td>5</td><td>0</td><td>2</td><td>0</td><td>0</td><td>2</td><td>0</td><td>9</td><td>13</td><td>13</td><td>11</td><td>11</td><td>15</td><td>1</td></tr> </table>	1	6	7	4	9	0	4	0	1	3	2	11	10	15	15	15	13	1	1	2	3	4	5	6	7	8	9	10	11	12	13	14	15	16	17	18	1	0	3	3	5	0	2	0	0	2	0	9	13	13	11	11	15	1	GRĪNFELDS ANDRIS - SHERCO // GRĪNFELDS ARTŪRS - SHERCO // GRUNDULIS DIDZIS - GAS GAS // VĒRNIEKS KASPARS - GAS GAS
1	6	7	4	9	0	4	0	1	3	2	11	10	15	15	15	13	1																																							
1	2	3	4	5	6	7	8	9	10	11	12	13	14	15	16	17	18																																							
1	0	3	3	5	0	2	0	0	2	0	9	13	13	11	11	15	1																																							

12 DMU	DENMARK	0	137	101	0	238	42	16	9	32	45	0	0	0	22 h 38 m 47 s																																									
	LAP 1 <table border="1"> <tr><td>8</td><td>3</td><td>9</td><td>7</td><td>5</td><td>0</td><td>9</td><td>0</td><td>0</td><td>8</td><td>2</td><td>10</td><td>9</td><td>15</td><td>10</td><td>13</td><td>15</td><td>14</td></tr> <tr><td>1</td><td>2</td><td>3</td><td>4</td><td>5</td><td>6</td><td>7</td><td>8</td><td>9</td><td>10</td><td>11</td><td>12</td><td>13</td><td>14</td><td>15</td><td>16</td><td>17</td><td>18</td></tr> </table> LAP 2 <table border="1"> <tr><td>3</td><td>0</td><td>8</td><td>6</td><td>4</td><td>0</td><td>1</td><td>0</td><td>0</td><td>4</td><td>0</td><td>11</td><td>11</td><td>15</td><td>6</td><td>15</td><td>15</td><td>2</td></tr> </table>	8	3	9	7	5	0	9	0	0	8	2	10	9	15	10	13	15	14	1	2	3	4	5	6	7	8	9	10	11	12	13	14	15	16	17	18	3	0	8	6	4	0	1	0	0	4	0	11	11	15	6	15	15	2	ANDERSEN MORTEN - JTG // HIRSCHGAARD MARTIN - GAS GAS // JØRGENSEN KRISTIAN - BETA // PEDERSEN THOMAS - SHERCO
8	3	9	7	5	0	9	0	0	8	2	10	9	15	10	13	15	14																																							
1	2	3	4	5	6	7	8	9	10	11	12	13	14	15	16	17	18																																							
3	0	8	6	4	0	1	0	0	4	0	11	11	15	6	15	15	2																																							



FIM TRIAL WORLD CHAMPIONSHIP





TRIAL DES NATIONS 2014


SANT JULIA - FMA - FMA


ANDORRA

14/09/2014 FINAL RESULTS TROPHY

TEAMS	Sections 18 + 18	T1	LAP 1	LAP 2	T2	TOTAL	0	1	2	3	5	20	YC	EX	TIME				
13 FMP	PORTUGAL	0	131	124	0	255	41	11	6	9	41	0	0	0	22 h 38 m 26 s				
	LAP 1	6	4	13	6	5	0	11	1	0	5	0	12	15	13	10	15	15	0
		1	2	3	4	5	6	7	8	9	10	11	12	13	14	15	16	17	18
	LAP 2	5	2	10	4	4	0	4	1	0	2	1	10	15	15	15	11	15	10
PAIVA FILIPE - JTG // RODRIGUES MIGUEL - GAS GAS // VIEIRA DIOGO - OSSA // -- --																			

14 AMZS	SLOVENIA	0	191	184	0	375	15	6	6	57	36	0	0	0	32 h 55 m 16 s				
	LAP 1	11	9	15	11	11	2	9	2	3	11	8	15	15	15	15	15	15	9
		1	2	3	4	5	6	7	8	9	10	11	12	13	14	15	16	17	18
	LAP 2	8	7	13	11	11	2	9	2	3	11	8	15	15	15	15	15	15	9
-- -- // KLEC GREGA -- // PRODAN DANIJEL -- // SAJEVEC SEVERIN --																			

15 CBM	BRAZIL	0	188	192	0	380	15	5	8	26	90	0	0	0	32 h 34 m 8 s				
	LAP 1	6	5	15	13	11	3	15	1	4	11	5	15	13	15	15	15	15	11
		1	2	3	4	5	6	7	8	9	10	11	12	13	14	15	16	17	18
	LAP 2	5	7	15	11	13	2	11	2	6	11	6	15	15	15	15	15	15	13
CORREIA WLADYMR -- // FERNANDES VALTER -- // RODRIGUES THIAGO -- // TIRADO CHRISTIANO --																			

16 MUL	LUXEMBOURG	0	119	1080	0	1199	0	0	0	0	0	0	0	0	23 h 53 m 50 s				
	LAP 1	3	1	11	4	4	1	9	0	0	7	0	8	13	15	11	15	15	2
		1	2	3	4	5	6	7	8	9	10	11	12	13	14	15	16	17	18
	LAP 2	60	60	60	60	60	60	60	60	60	60	60	60	60	60	60	60	60	60
BAATZ LAURENT - BETA // DALEIDEN CHRISTIAN - SHERCO // MOUSEL SVEN - GAS GAS // MOUSTY KEN - GAS GAS																			

The results are provisional until the end of the limit for the protest and until the approval by the Jury -- Time limit for protest expires 30 minutes at the latest after the publication of the results.